



Regional initiative: SADC Protocol on Statistics

Zarafenosoa RUTH, Research and Statistics Officer

Pretoria, South Africa, 7 October 2019



Outline

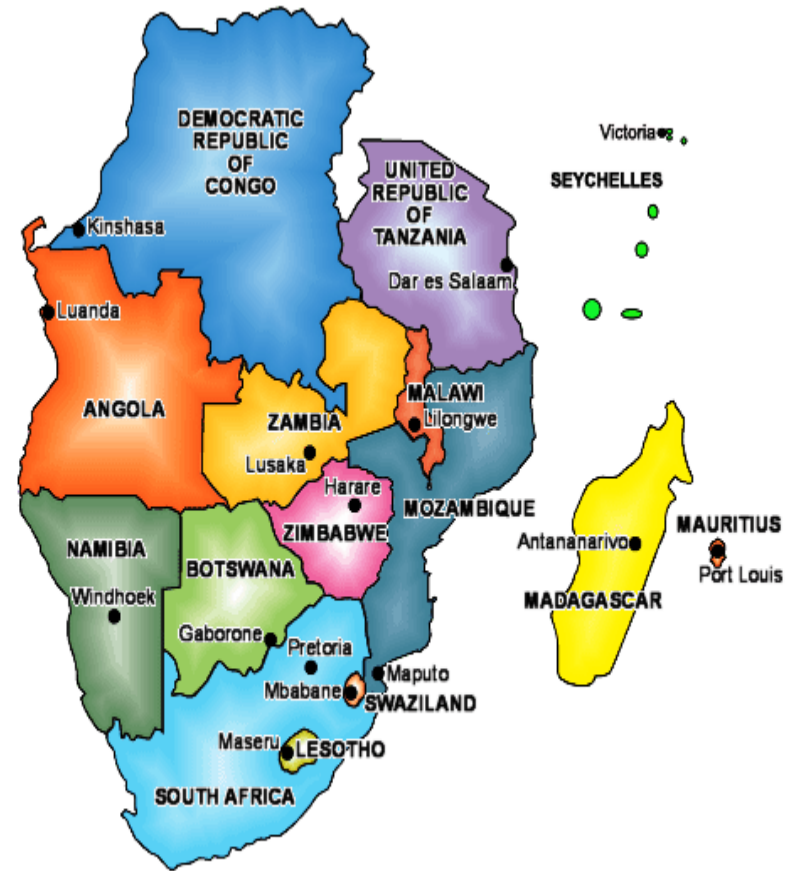
1. Overview of SADC: Background, mandate, priorities
2. Existing Statistics Unit: How we work?
3. Regional initiatives: Statistics Protocols





1. SADC Secretariat overview

SADC Member States



Source: <http://sadcmap.com/about-us/>
NB: Comoros not depicted



1. 1 Overview of SADC: Brief Background

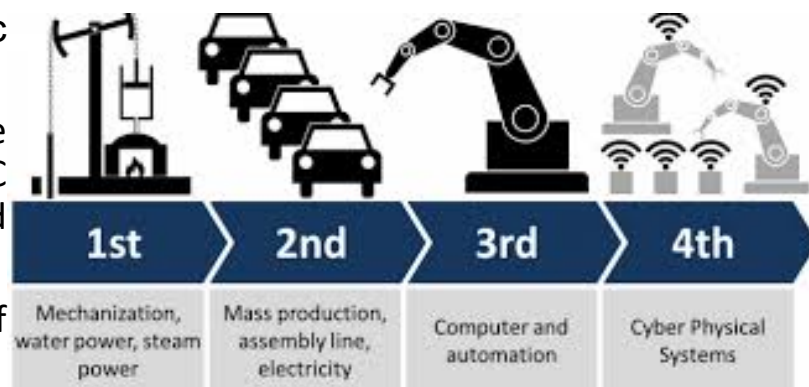
□ The SADC Treaty:

- Article 14 defines the functions of the Secretariat to include:
 - strategic planning and management of programmes of SADC
 - monitoring and evaluation of implementation of regional policies and programmes



□ Strategy Documents and Policy Level Decisions:

- SADC Vision, Mission and Strategic Priorities are defined in the
 - Revised RISDP and SADC indicative Plan for the Organ, SADC Industrialisation Strategy and Roadmap et al
 - Council of ministers & Summit of Heads of State Decisions



1.2 SADC Pillars: regional priorities

Revised RISDP for 2015 - 2020





2. SADC Statistics Unit

SADC Member States



Source: <http://sadcmap.com/about-us/>
NB: Comoros not depicted



2.1 How we work

- The main contact is National Statistics Offices
- For specific themes, we send a questionnaire (excel) to Member States
- A online questionnaire/platform to be filled is used for specific subjects (example: agriculture,..)
- We compile information received and use other sources (international)



2.2 Existing database



SADC SYB 2015 Web Long Version 28Nov2016 - Excel

File Home Insert Page Layout Formulas Data Review View Easy Document Creator Tell me what you want to do... Zarafensoa Ruth Share

Clipboard Font Alignment Number Styles Cells Editing

SECURITY WARNING Automatic update of links has been disabled Enable Content

O1

Table 1.2.1 Migrant Remittances Inflows in SADC, Million US \$, 1990 - 2015

Country	Remittances Inflows, Million US \$																				
	1990	1991	1992	1993	1994	1995	1996	1997	1998	1999	2000	2001	2002	2003	2004	2005	2006	2007	2008	2009	2010
Angola	n.a.	n.a.	n.a.	n.a.	n.a.	n.a.	n.a.	n.a.	n.a.	n.a.	n.a.	n.a.	n.a.	n.a.	n.a.	n.a.	n.a.	n.a.	82	11	29
Botswana	86	84	94	74	70	59	50	48	43	34	26	27	39	92	118	104	92	47	15	22	
Democratic Republic of Congo	n.a.	n.a.	n.a.	n.a.	n.a.	n.a.	n.a.	n.a.	n.a.	n.a.	1	5	3	6	20	9	13	9	15	20	16
Lesotho	428	437	455	401	320	411	388	379	295	276	478	402	390	557	627	599	614	638	576	548	610
Madagascar	8	13	15	14	13	14	11	12	11	12	11	11	29	16	12	115	175	301	375	338	547
Malawi	n.a.	n.a.	n.a.	n.a.	1	1	1	1	1	1	1	1	1	14	18	23	15	21	17	17	22
Mauritius	n.a.	n.a.	n.a.	n.a.	118	132	160	168	180	178	159	181	175	148	146	146	162	226	318	297	337
Mozambique	70	56	58	60	55	59	61	64	46	38	37	42	53	69	58	59	80	99	116	111	116
Namibia	13	14	16	15	15	16	14	13	11	10	9	9	8	12	15	18	16	16	14	13	15
Seychelles	8	7	11	0	0	1	1	0	0	0	3	2	2	5	7	12	13	5	3	16	17
South Africa	135	129	119	102	99	105	102	206	283	327	344	298	288	435	523	614	692	792	783	862	1 070
Swaziland	113	108	110	83	77	83	76	84	78	70	57	53	45	65	83	95	96	95	90	93	55
United Republic of Tanzania	n.a.	n.a.	n.a.	n.a.	n.a.	1	19	66	33	43	41	56	50	67	72	69	95	185	325	301	332
Zambia	n.a.	n.a.	n.a.	n.a.	n.a.	n.a.	n.a.	n.a.	n.a.	n.a.	n.a.	n.a.	n.a.	36	48	53	58	59	68	41	44
Zimbabwe	1	0	1	1	44	n.a.	n.a.	n.a.	n.a.	n.a.	n.a.	n.a.	n.a.	n.a.	n.a.	38	103	103	147	301	361
SADC - Total	862	848	879	749	811	880	882	1 040	983	988	1 168	1 085	1 070	1 468	1 720	1 968	2 235	2 643	2 974	2 984	3 592

Ready Type here to search 72% 11:53 AM 7/1/2019

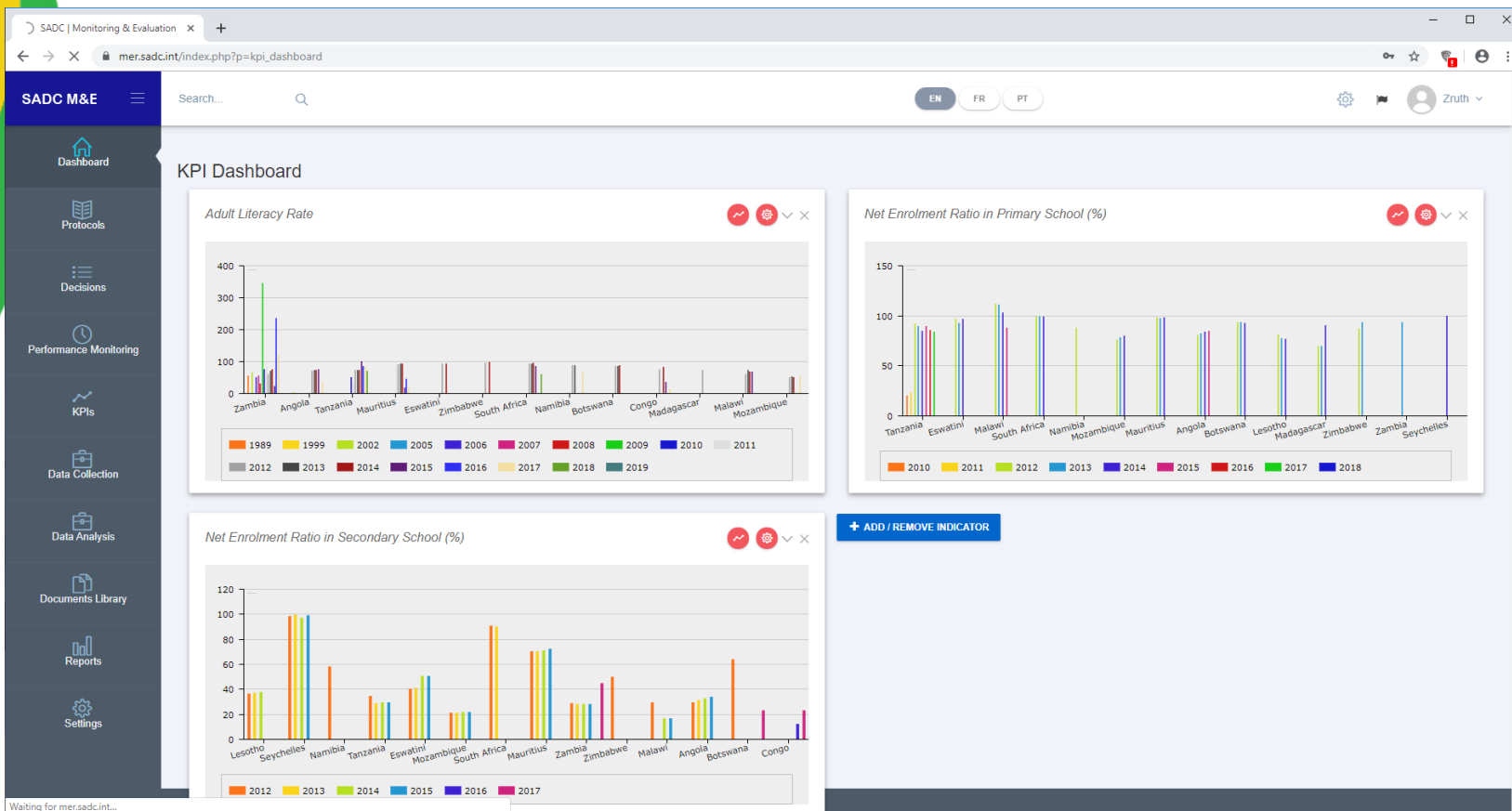


2.3 SADC M& E system

- Developed in 2018 and currently being translated into French and Portuguese.
 - Tool used to input information by SADC Member States.
 - SADC defined a list of indicators which all member states are to report on annually directly into the system.
 - System tracks implementation of different member states on each indicator.
-
- **Technical Details of the system**
 - Web Based
 - Built using PHP, MySQL database



2.3 SADC M& E system (Cont'd)



2.3 SADC M& E system (Cont'd)

Example of indicators in the system

The screenshot displays the SADC Monitoring & Evaluation (M&E) system interface. The left sidebar contains navigation options: Dashboard, Protocols, Decisions, Performance Monitoring, KPIs, Data Collection, Data Analysis, Documents Library, Reports, and Settings. The main content area is titled "KPIs With Data" and shows a search filter for "unemployment" and a table of indicators.

KEY PERFORMANCE INDICATOR	NUMBER OF ENTRIES
Unemployment rate by area based on strict definition	36
unemployment rate by area type based on the broad definition	18
Unemployment rate by gender based on the broad definition	13
Unemployment rate for persons of age 15 years and Above	35
Youth unemployment Rate	31

Showing 1 to 5 of 5 entries (filtered from 182 total entries)



2.4 Statistics Unit in terms of change

Use ICT innovations for disseminating, archiving, and storage of regional statistics including integrated databases for socio-economic indicators.

- This will include to: create a regional data storage facility within Secretariat; establish an archive within the system; develop data storage back up mechanisms, procedures for data protection, and relevant data access protocols





3. Regional initiative: SADC Protocols on Statistics

SADC Member States



Source: <http://sadcmap.com/about-us/>
NB: Comoros not depicted



3.1 Objectives of the Protocol

- The Protocol is a legal framework
- SADC Statistics Protocols is being developed.
- The Protocol seeks to strengthen harmonization of compilation and dissemination of official statistics in State Parties in order to make them relevant, timely and accurate



3.1 Objectives of the Protocols (Cont'd)

- The specific objectives of the Protocol:
 - Serving as a policy framework for enabling and enhancing statistical development and innovation in the region;
 - Ensuring harmonization of concepts, definitions and methodologies as per international best practices for production and dissemination of national and regional statistics;
 - Enhancing cooperation and institutional arrangements between key stakeholders of the National Statistical System on statistical matters;



3.1 Objectives of the Protocols (Cont'd)

- Adhering to the Principles as enshrined in the African Charter of Statistics and the Fundamental Principles of Official Statistics for national and regional activities;
- Aligning the goals of National Strategies to Regional, Continental and International Strategies for the development of statistics;
- Providing a framework for enforcing compliance on minimum standards on quality and transmission of statistics in standardized formats;



3.2 Main topics covered in the Protocol

- Data sources:
 - surveys, census,
 - administrative data,
 - big data
- Geospatial information and application tools for data collection, processing, presentation and dissemination



3.2 Main topics covered in the Protocol (Cont'd)

- Data quality assessment (Peer Review Assessment)
- Data transmission: implementation of Statistical Data and Metadata Exchange (SDMX) technology





Thank you!

